CHEA Council for Higher Education Accreditation

MARK DAVID MILLIRON, Ph.D.

REFLECTIONS ON ANALYTICS, ACCREDITATION, AND INNOVATION



"I'm not an optimist. That makes me sound naïve. I'm a very serious 'possibilist' . . . It means someone who neither hopes without reason, nor fears without reason, someone who constantly resists the overdramtic worldview. As a possibilist, I see all this progress, and it fills me with conviction and hope that further progress is possible . . . It is having a clear and reasonable idea about how things are. It is having a worldview that is constructive and useful."

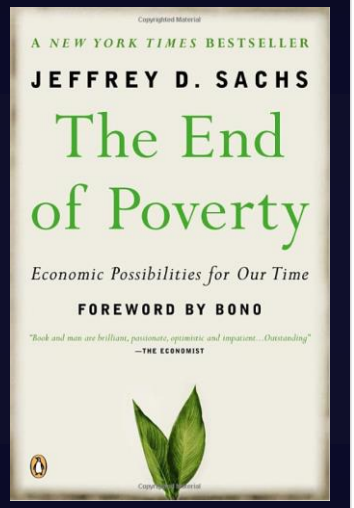
A NEW YORK TIMES BESTSELLER
JEFFREY D. SACHS
The End of Poverty
Economic Possibilities for Our Time
FOREWORD BY BONO
"Book and man are brilliant, passionate, optimistic and impatient...Outstanding"
—THE ECONOMIST

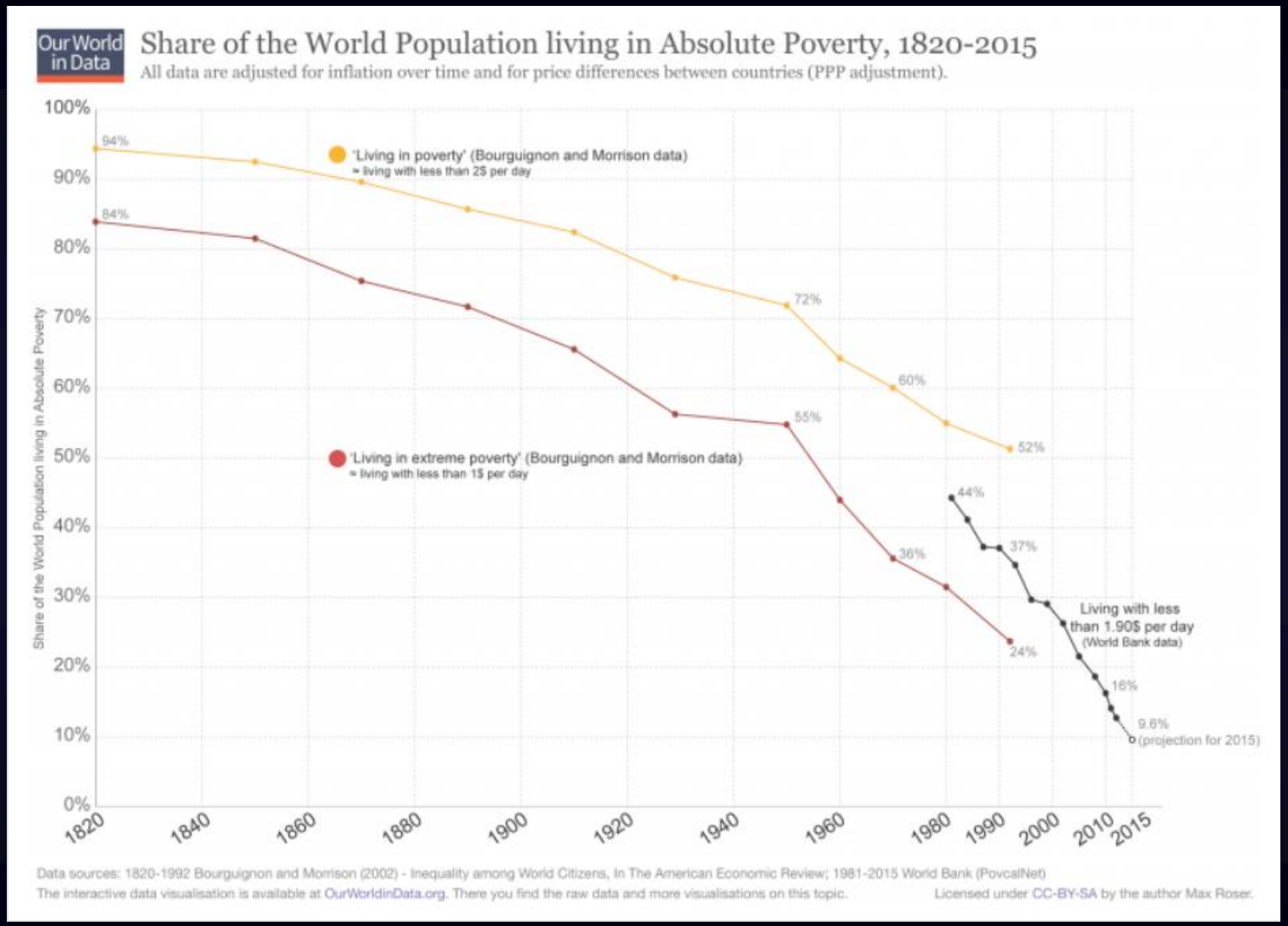
Our World in Data
Share of the World Population living in Absolute Poverty, 1820-2015
All data are adjusted for inflation over time and for price differences between countries (PPP adjustment).
Share of the World Population living in Absolute Poverty
100%
90%
80%
70%
60%
50%
40%
30%
20%
10%
0%
1820
1840
1860
1880
1900
1920
1940
1960
1980
1990
2000
2010
2015
'Living in poverty' (Bourguignon and Morrison data)
= living with less than 2$ per day
'Living in extreme poverty' (Bourguignon and Morrison data)
= living with less than 1$ per day
Living with less than 1.90$ per day
(World Bank data)
94%
84%
72%
60%
55%
52%
44%
37%
36%
24%
16%
9.8%
(projection for 2015)
Data sources: 1820-1992 Bourguignon and Morrison (2002) - Inequality among World Citizens, In The American Economic Review; 1981-2015 World Bank (PovcalNet)
The interactive data visualisation is available at OurWorldinData.org. There you find the raw data and more visualisations on this topic.
Licensed under CC-BY-SA by the author Max Roser.

ACCOUNTABILITY
CARE
RESEARCH

PERSONALIZED INSIGHTS DRIVE ACTION ACROSS THE STUDENT LIFECYCLE

SOLUTIONS

Scheduling | Mobile | **OUTCOMES** | Advising | Persistence | Measurement

UPDATED

NIGHTLY UPDATED PREDICTIONS & FEATURES

MODELS

INSTITUTION-SPECIFIC APPROACH → HIGHLY ACCURATE, WELL CALIBRATED MODELS

Student segment logic

1) Data availability, 2) Comparability, 3) Homogeneity
4) Success rate variability, 5) Feature pattern consistency
6) Intervention target

SEGMENTS

DERIVATIVES

DEPTH OF STUDENT DATA – 95% OF PREDICTIVE POWER COMES FROM DERIVATIVES

Sections Attempted
- Online Sections Attempted
- Average Credits Attempted

GPA
- GPA Trend
- Online GPA
- On Ground GPA

LMS Logins
- Days between Logins
- Logins Relative to Section Average

Discussion Board
- Posts Relative to Section Average
- Average Numbers of Posts Per Section

DATA

BREADTH OF STUDENT DATA

Demographics
Course Activity
GPA
Courses
Persistence
Withdrawals
Assignments
Graduated
Course Outcomes
Adds/Drops
Dropped Outs
Financial Aid
Logins
Discussion Boards

SIS
LMS

Civitas Learning® Copyright ©2016

COMMUNITY INSIGHT 2

GAINING DEEPER UNDERSTANDING OF HIGH GPA DEPARTURES

98% of institutions in this study are losing more students above 2.0 GPA than below it.

This benchmark is based on a data set of 4 million students from 62 institutions.

CAMPAIGN: HIGH GPA, LOW-MODERATE PERSISTENCE

Outreach Goal

- Come to advising, persistence

Students Targeted

- Undergraduate, GPA 3.0-4.0 w/ low persistence likelihood

Outreach Owner

- Illume Working Group pulls student list, creates case for advisors

Strategy

- Sent before spring midterms

Sample Email: **We're Proud of You!**

Hi <student first name>,

I wanted to send you a note to see how your semester is going. College can be challenging this time of year and even the most successful students can struggle. Common challenges for students include job commitments, family responsibilities, financial pressures, transportation issues, or a combination of these and other issues. Do any of these sound familiar to you?

If you are experiencing any of these issues, or other things, I am here to help!

I am proud of your progress and excited to support your continued success.

Sincerely,

<Advisor Name>

CIVITAS LEARNING® COPYRIGHT © 2018

ABOUT

THE HOPE CENTER

Too many students leave college without credentials because life, logistics, and a lack of money got in the way. These #RealCollege students are the new majority, but they are often ignored. The Hope Center for College, Community, and Justice is home to an action research team using rigorous research to drive innovative practice, evidence-based policymaking, and effective communications to support #RealCollege students.

READ MORE

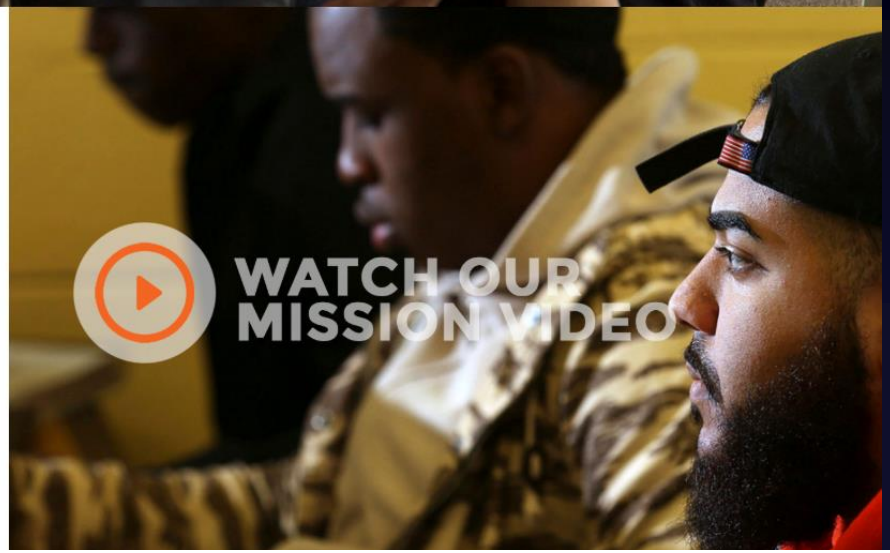

LISTENING TO STUDENTS' VOICES4CHANGE

MARK MILLIRON | JULY 24, 2018 | UNCATEGORIZED | ADD REPLY

Last week, we saw the announcement of the Hope Center for College, Community, and Justice, the next generation of the highly successful Wisconsin Hope Lab. The new center, located at Temple University, will continue and deepen the research and innovation aimed at helping striving students succeed in higher education, even as they are wrestling with serious challenges such as housing insecurity, food insecurity, transportation, childcare and more.

OER COMMONS
OPEN EDUCATIONAL RESOURCES
Discover
Hubs
Groups
Our Services
Create
Sign In/Register
Explore. Create. Collaborate.
OER Commons is a public digital library of open educational resources. Explore, create, and collaborate with educators around the world to improve curriculum.
What are you looking for?
Subject
Education Level
Standard
Search
Fine tune your search with our advanced search.
Create OER with Open Author
Open Author helps you build Open Educational Resources, lesson plans, and courses (on your own, or with others) — and then publish them, to the benefit of educators and learners everywhere. Select one of our authoring formats to get started:

Forbes

1,914 views | Aug 19, 2019, 12:14pm

A Radical Idea To Help College Students Succeed: Child Care

Wesley Whistle Contributor
Education
I write about education, including policy, student debt, and more.

GETTY

STUDENT
SUCCESS IS
ABOUT PEOPLE

FEATURING
CIVITAS LEARNING
PARTNER INSTITUTIONS

LEARNING

BRIEF

COLLECTIVELY WORKING SMARTER & FASTER

USING ANALYTICS TO BREAK THROUGH PERFORMANCE PLATEAUS

UNIVERSITY OF SOUTH FLORIDA®

SIEMENS
MAGNETOM

GE's Adventure Series redesigns imaging equipment including MRIs, X-ray machines and CT scanners like the pirate-themed machine pictured here to make the procedures less scary for kids.

college scheduler

BY CIVITAS LEARNING®

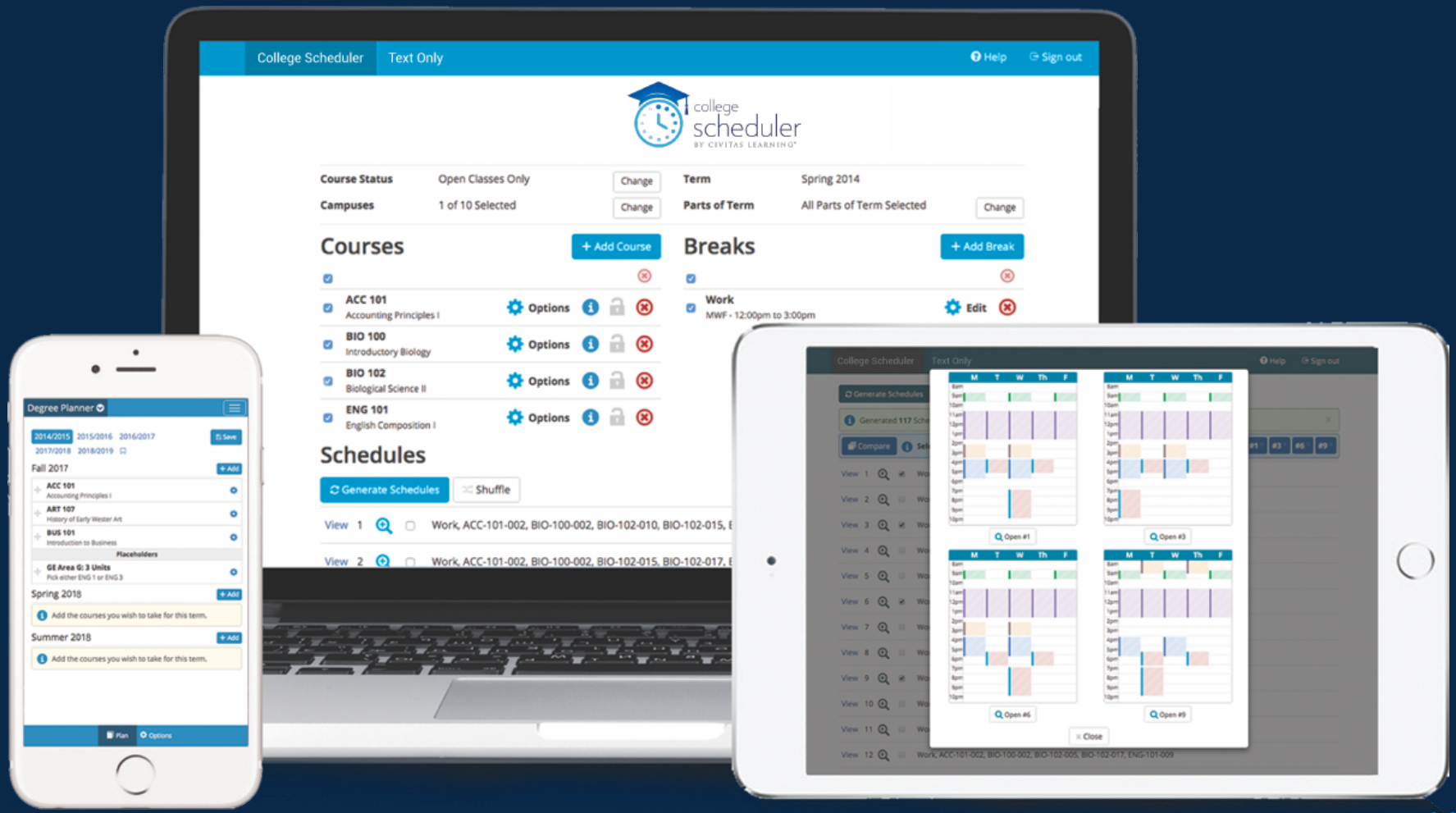

CIVITAS LEARNING® COPYRIGHT © 2018

ARIZONA STATE UNIVERSITY · THE OHIO STATE UNIVERSITY · THE UNIVERSITY OF ALABAMA · PENNSTATE · WISCONSIN · FIU FLORIDA INTERNATIONAL UNIVERSITY

COLLEGE STATE UNIVERSITY

ADVISE ENGAGE CONNECT REPORT

search students by first/last name, preferred name, or student ID

ADVISE

- All Students 8,248
- My Assigned Students 683
- Advising Notes
- Alerts
- Groups

ENGAGE

Engagement Opportunities

Number of Opportunities 6

Students matched to an opportunity 127

Number of opportunities addressed 71

See all opportunities

Engagement opportunities surface insights to help you prioritize how to best support students. They represent circumstances that are predictive of a student's likelihood to persist and where they could benefit from engaging with support staff.

CONNECT

Calendar

Week of Nov 11, 2018

Appointments 14

Events 2

- Messages 2 unread
- Announcements
- Library
- Directory

REPORT

- Create Report
- Saved Reports

UNIVERSITY OF CENTRAL OKLAHOMA
Transformative Learning

FUTURE STUDENTS | CURRENT STUDENTS | PARENTS | FACULTY AND STAFF

Transformative Learning » Student Transformative Learning Record (STLR)

STLR STUDENT TRANSFORMATIVE LEARNING RECORD

Student Transformative Learning Record (STLR)

An overview of STLR, targeted to UCO students, Summer 2018

Lorain County Community College

Designing Clear Educational & Advising Experiences

89.9% increase
degrees & certificates

60.3% increase
completers

$3.1 million
tuition savings from reduced credits

254% increase
IPEDS rate

impact

Add initiative

Completed | Pending | Archived

Filters

5.9% Lift in Persistence
+/- 2.1 %

Writing Center Tutoring Services
5,556 analyzed participants

Improve persistence rates, particularly for first year students, by offering free 1-on-1 tutoring...

Spring 2014 → Fall 2016
Added on April 6, 2017 by Grace Gee

0.8% Lift in Persistence
Not statistically significant

Supplemental Instruction
2,591 analyzed participants

Does participation in at least one SI session increase persistence for students in Biology I,...

Fall 2014 → Spring 2016
Added on September 12, 2016 by John Anderson

8.5% Lift in Persistence
+/- 2.4 %

Student Activity Involvement
3,264 analyzed participants

Does Student Activity involvement increase persistence

Fall 2013 → Spring 2017
Added 2 weeks ago by Craig Moser

4.2% Lift in Persistence
+/- 3.1 %

Workforce Training
2,735 analyzed participants

Do low-income students who receive workforce training and financial aid have higher persistence?

Spring 2013→ Spring 2016
Added on March 27, 2017 by Grace Gee

6.3% Drop in Persistence
+/- 2.1 %

Academic Concern Flag Email
5,710 analyzed participants

Testing impact of automated emails from academic concern flags on persistence.

Fall 2014 → Fall 2016
Added 1 month ago by Jacob Rios

0.8% Drop in Persistence
Not statistically significant

First Year Experience Seminar
1,397 analyzed participants

Improve first year persistence rates by offering a small class environment to introduce key...

Fall 2014 → Fall 2015
Added on March 27, 2017 by Grace Gee

ADJUST

When you have a full understanding of the impact your programs are having, it's time to adjust to get more out of them.

Optimize

Adjust by adding resources, or targeting with greater precision.

Reallocate

Adjust by reallocating resources to your most impactful programs.

Redesign

Adjust by revisiting program goals, content and activities to improve outcomes.

CIVITAS LEARNING® COPYRIGHT © 2018 | CONFIDENTIAL

THE OVERALL IMPACT OF STUDENT PROGRAMS

— BASED ON OVER 1,000 INITIATIVES RUN BY 55 INSTITUTIONS —

60% of initiatives

show a statistically significant positive impact…

…but 20%

of the students participating

in these "successful" initiatives *WERE NOT positively impacted.*

40% of initiatives

show little to no statistically significant impact…

…but 16%

of the students participating

in these "unsuccessful" initiatives *WERE positively impacted.*

Civitas Learning® Copyright ©2018

TOP 5

1. Advising
2. Club Involvement
3. Tutoring: Writing
4. Tutoring/SI
5. Event Attendance

*Nudging

1 Advising

5.50%
average lift

While advising services demonstrate the highest overall average lift in persistence, analysis shows that this is harder to do well, with only 71% of advising program analyses showing a statistically significant result.

2 Club

4.35%
average lift

Student participation in clubs, activities and organizations demonstrate the second highest average impact to date and is done well consistently. 100% of club-related analyses showed a statistically significant positive impact.

3 Writing

4.02%
average lift

Tutoring services focused on writing skills demonstrate the third highest overall average lift in persistence, with 89% of analyses showing a statistically significant result.

CIVITAS LEARNING® COPYRIGHT © 2018 | CONFIDENTIAL

ACCOUNTABILITY
CARE
RESEARCH

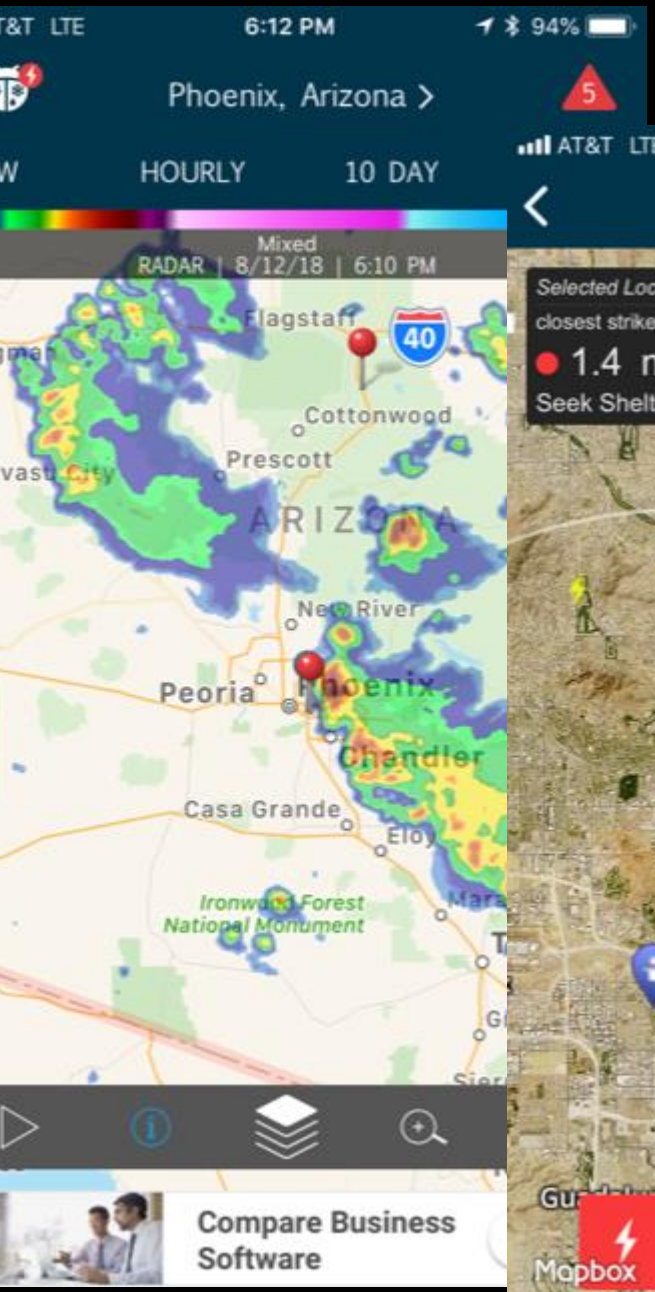
6:12 PM
94%
Phoenix, Arizona
HOURLY
10 DAY
Mixed
RADAR | 8/12/18 | 6:10 PM
Flagstaff
40
Cottonwood
Prescott
ARIZONA
New River
Peoria
Phoenix
Chandler
Casa Grande
Eloy
Ironwood Forest National Monument
Compare Business Software

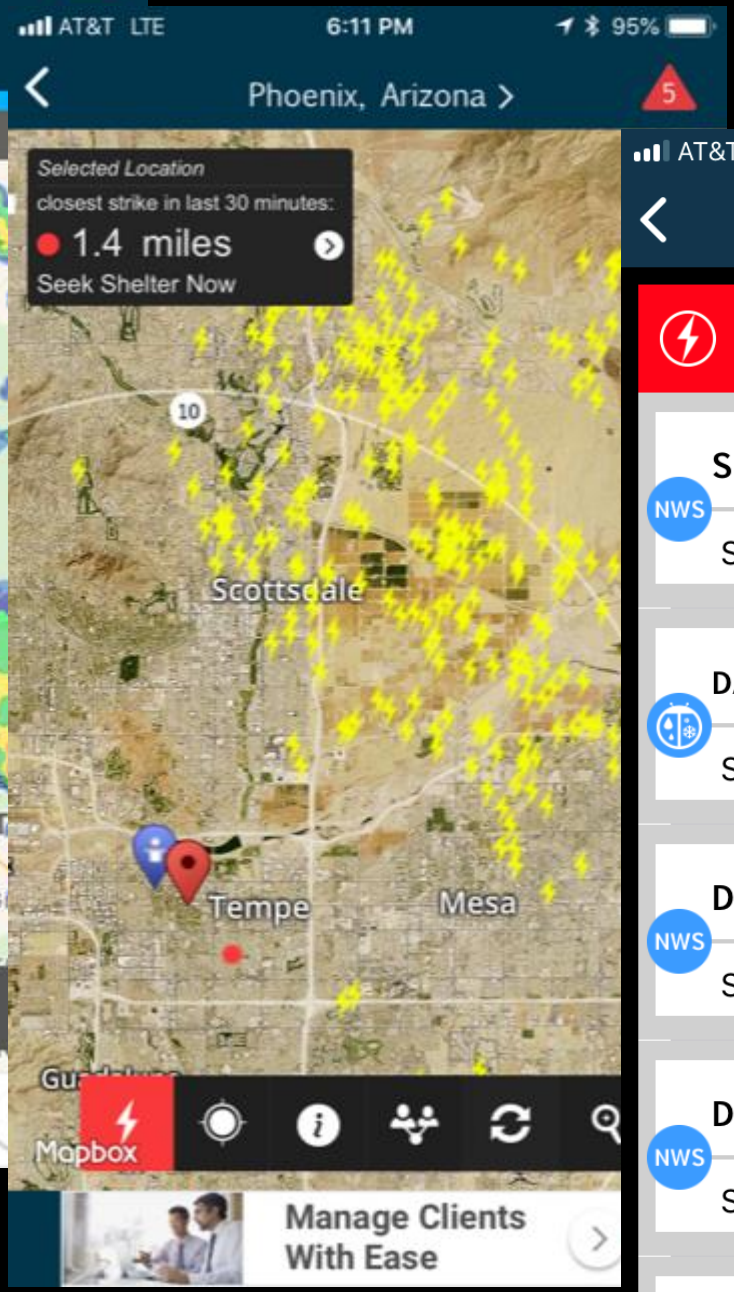
AT&T LTE
6:11 PM
95%
Phoenix, Arizona
Selected Location
closest strike in last 30 minutes:
1.4 miles
Seek Shelter Now
10
Scottsdale
Tempe
Mesa
Mapbox
Manage Clients With Ease

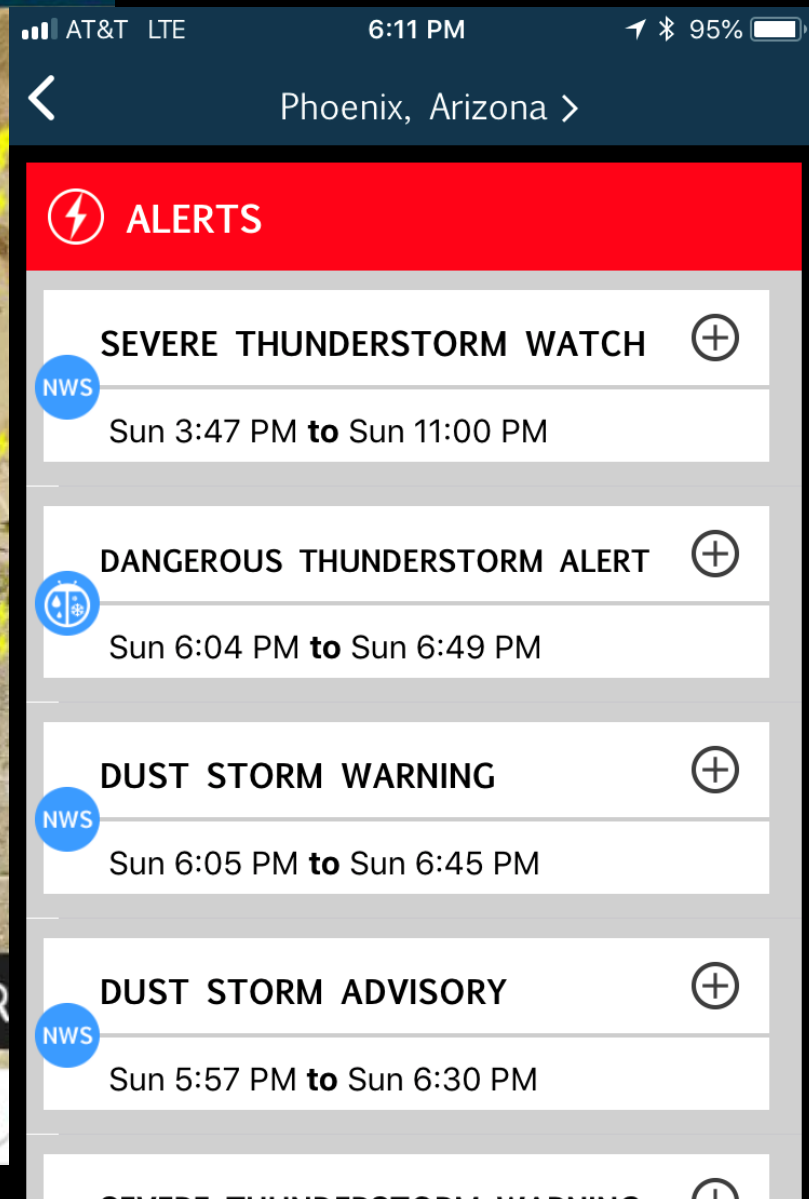
AT&T LTE
6:11 PM
95%
Phoenix, Arizona
ALERTS
SEVERE THUNDERSTORM WATCH
NWS
Sun 3:47 PM to Sun 11:00 PM
DANGEROUS THUNDERSTORM ALERT
Sun 6:04 PM to Sun 6:49 PM
DUST STORM WARNING
NWS
Sun 6:05 PM to Sun 6:45 PM
DUST STORM ADVISORY
NWS
Sun 5:57 PM to Sun 6:30 PM

Reflections Follow Up

FOLLOW ON TWITTER
@markmilliron

BLOG & PODCAST: CATALYTIC CONVERSATIONS
www.civitaslearningspace.com/CatalyticConversations

PUBLICATIONS AND PRESENTATIONS
www.markmilliron.com

mark@civitaslearning.com